



For Earth, For Life
Kubota

KX

**KUBOTA COMPACT EXCAVATOR
KX033-4**

Designed for efficiency, built for stability, and created for comfort,
the new KX033-4 redefines the compact excavator.





Aux1 Diverter Valve

The diverter valve allows auxiliary oil to be diverted to the operation of auxiliary attachments without removal of the thumb attachment pipeline for increased efficiency on the go.

**A roomy and comfortable cabin.
Impressive stability and incredible power.
The KX033-4 is a compact excavator with
class-busting performance.**

WORKABILITY

Extraordinary Stability and Lifting Capacity

With the stability and lifting capacity of a much bigger machine, the 3-ton class KX033-4 offers a level of performance to efficiently handle a wide variety of tough excavating jobs. An innovative counter balance ensures superior excavator stability, while the low center of gravity and double-flanged lower track rollers deliver safe and efficient operation when working to the side with hydraulic attachments or lifting heaving objects.

Hydraulic Angle Blade (Optional)


Save time and work more efficiently. With a simple movement of the new thumb operated rocker switch on the dozer lever, the hydraulic angle blade can be angled to the right or left to push soil to the side as the machine moves forward, eliminating the need for repetitive repositioning at right angles when backfilling trenches.

Strong Bucket Breakout Force

When heavily loaded, the KX033-4's outstanding bucket breakout force lets you handle even the toughest excavating jobs with speed and efficiency.

Wide Working Range

The KX033-4's powerful and responsive front working group gives you the confidence to handle a wide range of digging, lifting, and loading jobs.



25° Pivot Angle

1. Bolt-on Cutting Edge*

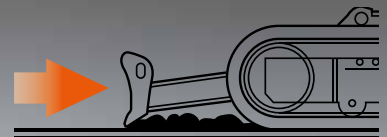
**Standard on Angle Blade models.*

2. Durable Fixed Hook

Float Position

The float function is a standard feature on the KX033-4*. Ground finishing work can be completed quickly and simply without the need to adjust the dozer height. After backfilling, simply travel backwards along the covered ditch with the dozer in the float position.

**Standard on both angle blade & straight blade models.*



Easy Operation

Angle blade operation has been enhanced for easier control. Up, down and float movements are made with a single lever, while left and right angle positioning is made by the rocker switch on top of the lever.



Generous Approach Angle

Navigate ramps and over obstacles with confidence—Kubota's angle blade has a 32 degree approach angle.



Tight Spots

The angle blade lets you work efficiently in confined spaces, alongside walls, and near busy roads. No wider than the tracks, it's also easy to transport between jobs.

DELUXE INTERIOR

With a larger entrance, more legroom, a spacious interior designed for comfort, and enhanced ergonomics that simplify routine operations, the KX033-4's luxurious cabin redefines operator efficiency.

Easy-open Front Slide Window

Unlike many excavator windows, the front glass window of the KX033-4 opens with ease. Just flip the latches on the window sides and slide it up. A gas-assist mechanism makes this action almost effortless.



Wider Entrance

The KX033-4 features a much wider door and more ample foot space, making it a breeze to get on and off the excavator.






A. Deluxe Suspension Seat

Kubota's high back suspension seat has been designed for maximum operator comfort and to minimize fatigue during extended machine operation. The deluxe reclining seat offers weight compensation, firm adjustable wrist support and retractable seat belts.

B. 2-speed Travel Switch

By placing the 2-speed travel switch on the dozer lever, dozing operations can be done faster and easier.



C. Cup Holder

With the convenience of a bigger cup holder, you can quench your thirst and work longer without leaving the cab. Or store your cell phone*. The charging port is located conveniently close by.
**Cell phones should not be used during machine operation.*

D. Wrist Rest

A thoughtfully designed wrist rest enhances operation and reduces operator fatigue.

E. Air Conditioning

Enhanced air circulation in the cab results from a more powerful cooling/heating unit and six vents positioned around the operator to offer optimal all weather comfort.



TPSS

Operators can select the ISO pattern or SAE backhoe pattern by turning a switch positioned within easy reach while seated.

SUPERIOR PERFORMANCE

Superior power and outstanding versatility give you the confidence to handle even the most challenging excavating jobs. The adjustable auxiliary oil flow allows for precise control of hydraulic attachments. A powerful breakout force enhances productivity. And an array of enhanced functions ensures smooth operation.

Kubota Original Direct Injection Engine

The KX033-4 is powered by Kubota's impressive direct injection engine. Engineered with the power to maximize digging and lifting performance, it also delivers minimized noise, vibration and fuel consumption, and is as well a non-DOC/DPF Tier 4 Final certified engine.



Proportional Flow Control of Auxiliary Circuit (AUX1) and Maximum Oil Flow Setting

Now you can conveniently program up to five different oil flow rates for specific attachments on the new digital control panel. No tools or manual adjustment is required. And, with a maximum AUX 1 circuit oil flow now up to 15.8 GPM (60 liters) you can operate a larger variety of auxiliary attachments than ever before.



Extendable Arm (Optional)

Ideal for those hard to reach areas, the KX033-4's arm can be quickly and easily extended up to 31 inches (800 mm), boosting productivity as well as efficiency.

Third-line Hydraulic Return

A standard third-line hydraulic return system allows oil return directly to the tank without running through the control valves during operation of one-way hydraulic attachments. This decreases the likelihood of oil contamination, and results in less back pressure and greater oil flow efficiency.

Auto-shift

The KX033-4 auto-shift automatically shifts travel speed from high to low, depending on traction and terrain, allowing smoother operation when dozing and turning.





Auto Idling System

When KX033-4 control levers are in neutral for more than 4 seconds, engine RPM automatically idles. Move any control lever, and engine RPM immediately returns. This innovative feature not only lowers noise and exhaust emissions, but also reduces operating cost and fuel consumption. It can be turned on and off.

Swivel Negative Brake

The swivel negative brake automatically locks the swivel function in its current position. This prevents unexpected machine movement. It's particularly useful during work on slopes or when towing the excavator between worksites.

Large-capacity Variable Displacement Pump

The KX033-4's performance matched boom, arm and bucket movements are the best in the industry. Kubota's unique hydraulic system and large-capacity variable displacement pumps give you the precise control needed to operate smoothly and efficiently in confined quarters. With the hydraulic power harnessed in the KX033-4's front working group superior digging force is available when you need it.

Front Bush Pins

Bushings on all pivot points on the front attachment and connecting points on the swing bracket is one more feature that adds to the enviable durability of this machine.

Travel Negative brake

The travel negative brake locks the tracks to prevent inadvertent movement of the machine. This keeps the excavator secure during transport or while parked on slopes.

Easy Maintenance

Kubota's attention to user-friendliness can even be found in KX033-4's engine layout. Primary engine components are consolidated onto one side for easier access so inspections and repairs can be made quickly and easily.



A. Dual Element Air Cleaner

B. Water Separator

C. Fuel Filter

D. Starter Motor

E. Alternator

MAINTENANCE

Fully opening rear and right side hoods and easily accessible engine, control valves, and other components simplify maintenance and repair tasks to help keep your KX033-4 in peak operating condition.

Steel Panels

Durable steel side panels open easily for quick inspection and routine maintenance. Positioning inside the counterweight's edge gives panels added protection against inadvertent damage.

Accumulator

The accumulator helps to change hydraulically driven attachments by clearing residual pressure in the hydraulic lines. It also helps to lower front attachments to the ground if the engine is turned off. Both can be done without restarting the engine. Please see the operator's manual for more information.





DIGITAL PANEL



Standard Mode


- A. Hour Meter**
- B. Coolant Temperature**
- C. Clock**
- D. Fuel Level**
- E. Engine RPM**



With easy access, simple settings, and easy-to-read indicators and alerts, you'll always be aware of the status of your excavator's critical functions. The wider, more visible display screen with easy push button operation puts convenience at the operator's fingertips. Part of Kubota's Intelligent Control System, the digital panel provides a wealth of user-friendly information to help keep the KX033-4 working safely and efficiently.

Operation History Record

Operation history is automatically recorded on the KX033-4. You can trace back up to 90 days of the machine's usage dates by simply checking the built-in calendar.



Service Mode



Warning Mode



Operation History Record



Max. Oil Flow Setting

Convenient Pre-installed Attachment Icons



AUX (Standard)



Tilt Bucket



Breaker



Clamshell



Auger



Grapple



Rotary Grapple



Brush Cutter

KX033-4 EQUIPMENT

STANDARD EQUIPMENT

Safety system

- Engine start safety system
- Travel motor with disc brake
- Swivel motor with disc brake
- All hydraulic control

Working equipment

- Auxiliary hydraulic circuit 1 with proportional control on right control lever
- 2 working lights on cab and 1 light on the boom
- Dozer blade with float function
- Thumb bracket and relief valve

Operator's Space

- ROPS/OPG (TOP Guard, Level I) canopy
- Weight-adjustable full suspension seat
- Retractable seat belt
- Hydraulic pilot control levers with wrist rests
- Travel levers with foot pedals
- Two pattern selection system
- Digital panel with diagnosis function
- 12V power source
- Cup holder
- Horn

Engine/Fuel system

- Double element air filter
- Auto idling system
- Water separator with drain cock

Undercarriage

- 11.8" (300mm) rubber track
- 1 x upper track roller
- 5 double-flange track rollers on each side
- 2-speed travel switch on dozer lever
- 2-speed travel with auto-shift

Hydraulic system

- Pressure accumulator
- Hydraulic pressure checking ports
- Straight travel circuit
- Third line hydraulic return
- 2 variable pumps and 1 gear pump
- Adjustable maximum oil flow on auxiliary hydraulic circuits 1
- Auxiliary switch (AUX1) on right control lever

Others

- Tool box
- Grease gun holder

OPTIONAL EQUIPMENT

- Cab with A/C
- Canopy lights
- Rear working lights
- Beacon lights
- Angle blade with float function and BOE
- Travel alarm
- Spark arrest muffler
- Extendable arm

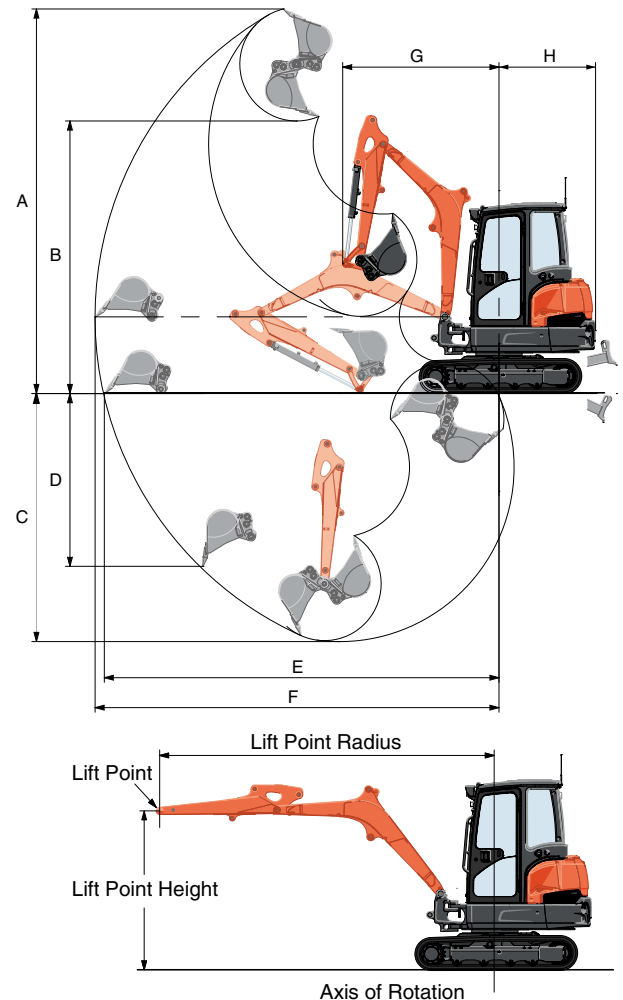
WORKING RANGE

Model	KX033-4					
	Standard	Extended	Retracted			
A	Max. digging height	ft. in. (mm)	16'4"(4980)	15'9"(4808)	14'9"(4494)	
B	Max. dumping height	ft. in. (mm)	11'7"(3530)	11'5"(3479)	10'5"(3166)	
C	Max. digging depth	ft. in. (mm)	10'6"(3210)	12'2"(3709)	9'7"(2927)	
D	Max. vertical digging depth	ft. in. (mm)	7'4"(2235)	8'9"(2664)	6'1"(1863)	
E	Max. digging radius at ground	ft. in. (mm)	16'10"(5120)	17'10"(5452)	15'6"(4730)	
F	Max. digging radius	ft. in. (mm)	17'2"(5230)	18'3"(5555)	16'0"(4867)	
G	Min. turning radius	W/o swing	ft. in. (mm)	6'7"(2020)	7'3"(2206)	6'11"(2099)
		W swing	ft. in. (mm)	4'11"(1510)	6'4"(1927)	6'0"(1823)
H	Min. tail turning radius	ft. in. (mm)	4'1"(1250)	-	-	

LIFTING CAPACITY

Canopy rubber		Standard / Extended					
LIFTING POINT HEIGHT (ft)	LIFTING CAPACITY OVER-FRONT BLADE DOWN unit=1000 lbs			LIFTING CAPACITY OVER-SIDE unit=1000 lbs			
	LIFT POINT RADIUS (ft)			LIFT POINT RADIUS (ft)			
	10	14	MAX	10	14	MAX	
6	1.37 / 0.98	1.23 / 0.98	1.23 / 0.99	1.37 / 0.98	0.89 / 0.87	0.84 / 0.71	
4	1.66 / 1.32	1.29 / 1.09	1.27 / 1.04	1.42 / 1.32	0.87 / 0.85	0.81 / 0.67	
2	1.92 / 1.68	1.36 / 1.20	1.30 / 1.10	1.38 / 1.42	0.86 / 0.82	0.81 / 0.66	
GL	0	2.10 / 1.97	1.38 / 1.30	1.34 / 1.17	1.35 / 1.36	0.86 / 0.79	0.83 / 0.67

Machine with ROPS canopy and rubber crawler, without bucket



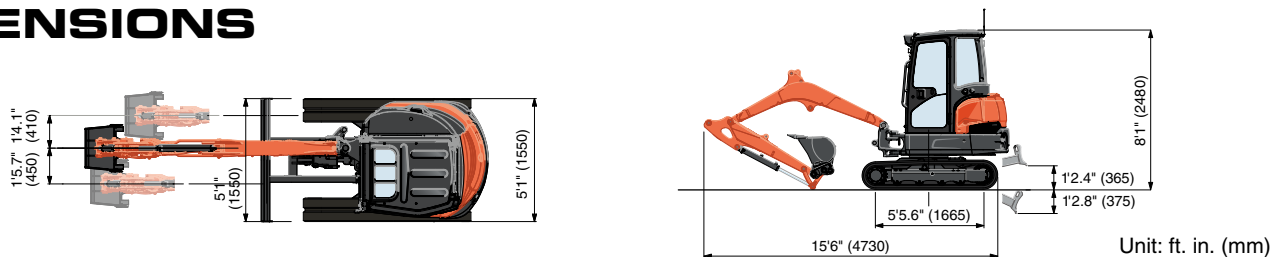
SPECIFICATIONS

Model		KX033-4		KX033-4 Angle Blade	
Arm		Standard			
Type of ROPS / OPG (TOP Guard, Level I)		Canopy / Cab			
Type of tracks		Rubber / Steel			
Engine	Model	Kubota D1703M-DI-E4			
	Output (SAE J1995 gross)	HP (kW) / rpm	24.8 (18.5) / 2200		
	Output (SAE J1349 net)	HP (kW) / rpm	23.2 (17.3) / 2200		
	Displacement	cu. in. (cc)	100.5 (1647)		
Dimensions	Overall length	ft. in. (mm)	15'6" (4730)		
	Overall height	ft. in. (mm)	8'1" (2480) / 8'1" (2470)		
	Overall width	ft. in. (mm)	5'1" (1550)		
	Min. ground clearance	in. (mm)	11.4 (290)		
	Boom offset	Right / Left	ft. in. (mm)	1'4.1" (410) / 1'5.7" (450)	
	Blade lift	Upper / Low	ft. in. (mm)	1'2.4" (365) / 1'2.8" (375)	
Hydraulic system	Pump capacity	GPM (ℓ/min)	10.5 (39.6) x 2 / 5.5 (20.9) x 1		
	Auxiliary hydraulic flow	GPM (ℓ/min)	15.8 (60)		
	Max. breakout force	Bucket / Arm	lbs. (kgf)	8138 (3694) / 3867 (1756)	
Drive system	Travel speed	Low / High	mph (km/h)	1.9 (3.0) / 2.9 (4.6)	
	Max. traction force	Low speed	lbs. (kgf)	6091 (2763)	
	Tumbler distance		ft. in. (mm)	5'5.6" (1665)	
	Crawler length		ft. in. (mm)	6'10.6" (2100)	
	Shoe width	Rubber / Steel	in. (mm)	11.8 (300)	
	Ground contact pressure*2	Canopy Rubber / Steel	psi (kgf/cm ²)	4.365 (0.307) / 4.482 (0.315)	4.583 (0.322) / 4.700 (0.331)
	Cab Rubber / Steel	psi (kgf/cm ²)	4.559 (0.321) / 4.676 (0.329)	4.776 (0.336) / 4.894 (0.344)	
Swing system	Unit swing speed		rpm	8.9	
	Boom swing angle	Left / Right	degree	70 / 48	
Blade	Dimensions	Width	ft. in. (mm)	5'1" (1550)	
		Height	ft. in. (mm)	1'1.5" (345)	1'3.2" (385)
	Max. lift above ground		in. (mm)	14.4 (365)	
	Max. drop below ground		in. (mm)	14.8 (375)	
	Angle	Left / Right	degree	-	25 / 25
Hydraulic oil (Reservoir / System)			gal (ℓ)	11.8 (44.6) / 16.1 (61)	
Fuel reservoir			gal (ℓ)	12.4 (46.9)	
Operating weight*1 (Including operator's weight @ 165 lbs.)		Canopy Rubber / Steel	lbs. (kgf)	7420 (3365) / 7616 (3454)	
		Cab Rubber / Steel	lbs. (kgf)	7781 (3529) / 7978 (3618)	
				7742 (3511) / 7938 (3600)	
				8104 (3675) / 8300 (3764)	

*1 Operating weight will increase 440lbs. (200kg) when extendable arm is equipped.

*2 Ground contact pressure will increase 0.265 psi when extendable arm is equipped.

DIMENSIONS



Kubota Tractor Corporation reserves the right to change the stated specifications without notice. This brochure is for descriptive purposes only and reasonable efforts were used to set forth the contained information; some items shown may be optional and some products shown may not be available at all dealerships. Kubota disclaims all representations and warranties, express or implied, or any liability from the use of this brochure. For complete warranty, safety and product information, consult your local Kubota dealer and the operator's manual. Power (HP/KW) and other specifications are based on various standards or recommended practices. For your safety, Kubota strongly recommends the use of a Rollover Protective Structure (ROPS) and seat belt in almost all applications. This brochure is intended for the United States and US territories only. For information regarding Kubota products or services outside these areas, see Kubota Corporation's global web site. Kubota does not provide parts, warranty or service for any Product which is re-sold or retailed in any country other than the country for which the Product(s) were designed or manufactured.



KUBOTA TRACTOR CORPORATION

1000 Kubota Drive, Grapevine, TX 76051 Tel 888-4 KUBOTA

Visit our web site at: KubotaUSA.com

©2017 Kubota Corporation

