



For Earth, For Life  
**Kubota**

**HT**

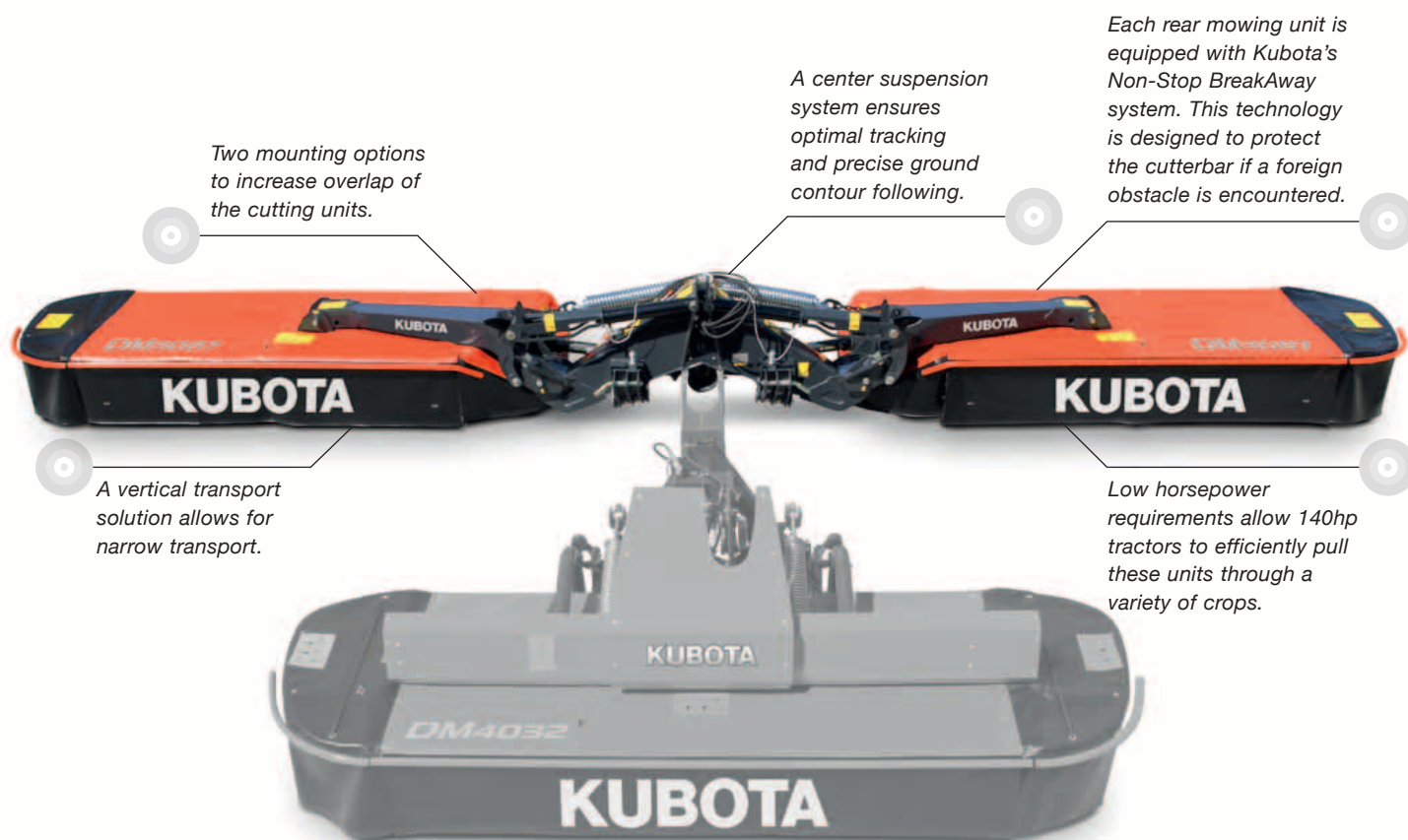
**KUBOTA HAY IMPLEMENTS  
KUBOTA BROADENS  
THE RANGE**

Introducing new additions to the Kubota Family



# KUBOTA DM3087

## IDEAL WEIGHT DISTRIBUTION



### Kubota DM3087

With only 140hp, Kubota's DM3087 can provide 28'7" of cutting productivity. This cutting solution allows farmers to effectively mow extensive areas with a relatively small tractor.

Weighing only 3000lbs, this unit proves to be the ideal ratio between low weight, to large working width. The center suspended mowing units combined with Kubota's cutterbar technology and their three - bladed discs offer unmatched mowing performance.

Kubota Model	DM 3087
Working Width (ft)	28'7"
Weight approx. (lbs)	3000
Hitch (CAT)	2/3
Min. PTO hp req. (hp/kW)	140/100
Number of discs/ blades	16/48

# KUBOTA DM4032



*Kubota's Non-Stop BreakAway technology protects the cutterbar by moving the mowing unit both back and up when an obstacle is encountered.*

*Simple to set and adjust. Set the height of the tractor linkage and adjust ground pressure by tightening the suspension springs.*



*By switching the pulleys, the 2-speed driveline can be set to eco speed which reduces the rpm from 1000rpm to 750rpm thus lowering fuel consumption.*

*To ensure best possible ground adaptation, the mowing unit moves independently from the front linkage.*

## OUTSTANDING GROUND FOLLOWING ABILITY

### Kubota DM4032

Kubota's DM4032 features a user friendly interface while still providing a tough low weight solution. The DM4032 distinguishes itself through its excellent cutting performance and its unique ability to adapt to a variety of terrain.

With eight counter rotating discs, cut quality is uncompromised. Running the DM4032 in combination with Kubota's DM5040, producers can effectively cut 23'7" of material with very low horsepower demands.

Kubota Model	DM 4032
Working Width (ft)	10'6"
Weight approx. (lbs)	1566
Hitch (CAT)	2
Min. PTO hp req. (hp/kW)	40/29
Number of discs/ blades	8/24

# KUBOTA DMC8028R

## INCREASED DURABILITY

Suspension rod and spring geometry provide excellent cutterbar protection.

Carefully engineered design minimizes the number of moving parts, leading to increased durability and easy servicing.



Full width roller conditioner for gentle handling of fragile crop and preservation of nutritional value.

### Kubota DMC8028R


Kubota's DMC8028R was carefully designed to allow both the cutterbar and conditioning unit to float separately from the main chassis, providing an unsurpassed ability to follow a variety of terrain. This unit features full width roller conditioning and Kubota's 3-bladed cutterbar technology.



Kubota Model	DMC 8028R
Working Width (ft)	9'2"
Weight approx. (lbs)	3870
Hitch (CAT)	2
Min. PTO hp req. (hp/kW)	70/50
Number of discs/ blades	16/18

# KUBOTA RA2072

## COST-EFFECTIVE TWO-ROTOR RAKE



### Kubota RA2072

The RA2072 is Kubota's smallest double rotor, center delivery rake. This rake is ideal for small professional operations that need added flexibility. With raking widths ranging between 20'4" - 23'7" it has the ability to work comfortably in tight fields and produce consistent windrows day in and day out.

Kubota's RA2072 has a sturdy carrier frame which features rear steered wheels, a TerraLink Quattro flexibility system and a unique hydraulically controlled working width adjustment.

Kubota Model	RA 2072
Working Width (ft)	20'4"-23'7"
Weight approx. (lbs)	3616
Hitch (CAT)	2
Min. PTO hp req. (hp/kW)	50/35
Number of rotors	2
Number of arms per rotor	11

*The company reserves the right to change the above specifications without notice. This brochure is for descriptive purposes only. Some of the items pictured in this brochure are optional and not standard equipment. Please consult your local Kubota dealer for warranty, safety or product information. Kubota strongly recommends of a seatbelt and ROPS (rollover protective structure) in almost all applications. ©2015 Kubota Corporation*

# Kubota®

## KUBOTA TRACTOR CORPORATION

Kubota Tractor Corporation, 3401 Del Amo Boulevard, Torrance CA 90503

Visit our web site at: [www.kubota.com](http://www.kubota.com)





For Earth, For Life  
**Kubota**

**RA/TE**

**KUBOTA HAY TOOLS  
ROTARY TEDDERS  
AND RAKES**

A complete range of tedders and rakes



# SPEED UP YOUR





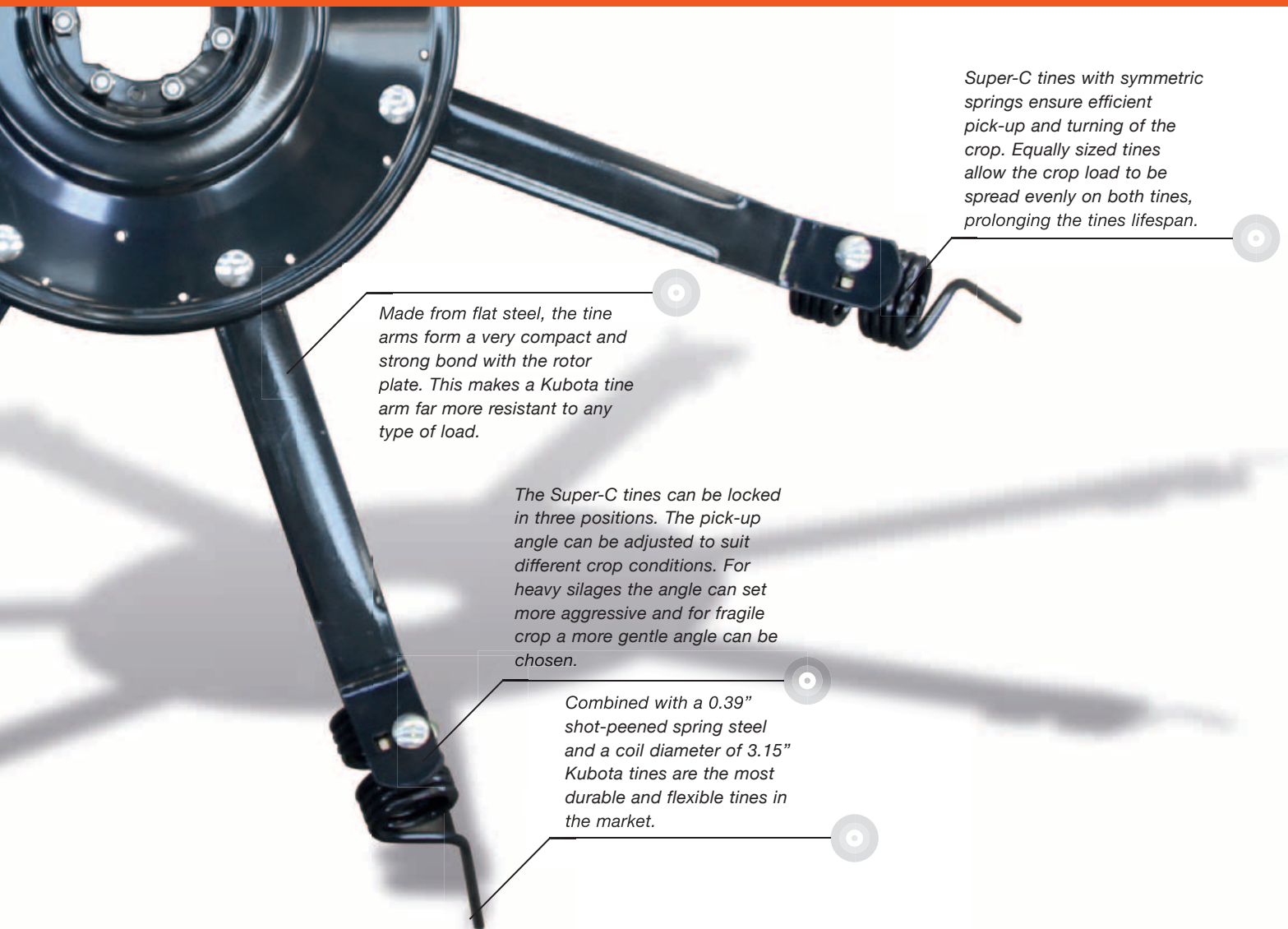
# DRYING PROCESS



## ***THE RIGHT TEDDER FOR EVERY FARM SIZE***

Kubota's versatile range of FarmLine and ProLine tedders, proves to be dependable in all weather conditions. With working widths ranging from 17'1" to 36'1" there is a machine for every farm operation. All maintenance is minimized with standard features such as the heavy duty mainframe design, Super-C tines and an oil bath gearbox. Agile, powerful and versatile, Kubota tedders feature everything you need to get job done in an efficient manner.

# MINIMUM MA



*Made from flat steel, the tine arms form a very compact and strong bond with the rotor plate. This makes a Kubota tine arm far more resistant to any type of load.*

*The Super-C tines can be locked in three positions. The pick-up angle can be adjusted to suit different crop conditions. For heavy silages the angle can set more aggressive and for fragile crop a more gentle angle can be chosen.*

*Combined with a 0.39" shot-peened spring steel and a coil diameter of 3.15" Kubota tines are the most durable and flexible tines in the market.*

*Super-C tines with symmetric springs ensure efficient pick-up and turning of the crop. Equally sized tines allow the crop load to be spread evenly on both tines, prolonging the tines lifespan.*

## **Take the Lead in Beating the Weather**

Kubota tedders help you produce high quality crop, even under difficult weather circumstances. Ever changing weather conditions often leave a very tight time window to prepare the crop. When the weather proves to be flexible, it is vital that your gear and equipment is just as flexible.

Kubota tedders are the right tool to produce quick and uniform crop dry downs. Kubota's rotor design allows for its' Super-C tines to leave an airy and evenly spread crop. This in turn speeds up the drying process so you can chop or bale the crop in time. Kubota tedders allow you to react instantly to unpredictable weather conditions.


# MAINTENANCE

## THE SUPER-C TINE

In order to produce high quality silage or hay, the crop must be spread evenly across the field to facilitate a uniform drying process. The symmetric Kubota Super-C tines efficiently pick up the crop and turn it, allowing for a very efficient crop flow. The crop is spread evenly and thrown over a wide distance, which ensures that the wet crop is placed on top of dry crop.

Tines with same lengths have an added advantage in that the load is spread evenly on both tines, prolonging the lifespan of each tine.

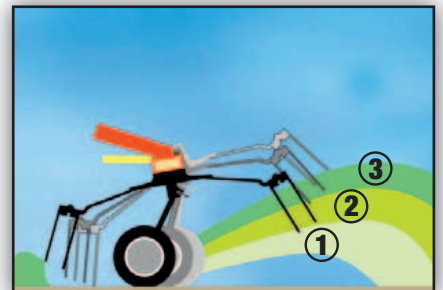
The Kubota Super-C tines are made from 0.39" shot-peened spring steel. Our spring coil diameter has a 20% larger diameter than conventional designs. This increases each tines service life, even when tedding large quantities of crop.



All Kubota tedders are built around a rugged, CNC bend, box chassis with only one welding seam for maximum rigidity.



Kubota tedders are fitted with 0.39" a shotpeened steel spring and a 3.15" diameter coil. These features allow it to be the most durable and flexible tine in the market.



Simple three-way adjustment of wheel height, allows the optimum spreading angle to be achieved according to crop conditions.

# SPEED UP YOUR

## **KUBOTA TE4052T**



*The tines are automatically leveled for added ground clearance when folding into the transport position.*



*Pull type drawbar. Easy to attach.*



*Double U joints allow for a smooth transfer of power from the tractor to the rotors.*

# DRYING PROCESS

## ***STRONG AND EASY TO MAINTAIN***


The Kubota TE4052T features a maintenance friendly gearbox, with only one grease fitting. The gearbox is mounted directly to the frame that provides full support across the tedder.



The Kubota Super-C tines are made of 0.35" shot-peened spring steel for added strength and extended service life, even when tedding large quantities of crop. The tines are equal length, so no need to store two types of tines.



The Kubota TE4052T is built around a rugged box chassis, which is made out of one piece of metal with only one welded seam. The chassis design is fully enclosed at the top edge for maximum strength – This exceptionally strong design, allows the tedder to withstand the most severe loads.



### **The Hay Making Tedder**

The Kubota TE4052T is designed to optimize performance for producing the ideal hay.

The four rotors, in combination with a wide overlap, ensure complete pick up of the hay and equal distribution over the entire working width. The Kubota TE4052T rotors are driven by a low maintenance gearbox with only one grease point. The bearings from the pinion and crown wheel ensure

maximum longevity of the driveline. The low weight of 904lbs is ideal for applications with small tractors, or on hilly terrain.

### **Powerful Dimensions**

This smaller model excels with a rotor plate diameter measuring 19.7". The gearbox is mounted directly to the frame that provides full support across the tedder.



# LOW POWER P

## ***KUBOTA TE6583T-TE8511T***



### **Large Working Width, Low Horsepower Requirements**

The TE6583T and TE8511T offer wide working widths of 27'3" and 36'1" respectively. Due to their trailed design, they are still ideal for lower horsepower tractors, which minimizes compaction and operating costs. Certainly a great advantage in times of escalating fuel prices. Each model is also fitted with a maintenance-free oil-immersed ProLine gearbox, allowing for years of maintenance free service.

### **Maintenance Reduced to a Minimum**

The TE6583T and TE8511T are extremely pleasant to work with. The ball bearings of the hinges are life span lubricated. In combination with the maintenance-free gearbox, maintenance of the entire tedder is reduced to a minimum.

### **Easy Transport**

Kubota's TE6583T and TE8511T are both easily converted from working to transport position. Wheels are fixed during transport, ensuring very smooth and stable running.

The rotor wheels have been upgraded to 18.0" to ensure stability during both transport and work positions. Both models are approved for 25 mph.

# REQUIREMENT



*Drawbar attachment.*



*Pin-hitch attachment.*



*Fast and easy height adjustment.*



*From the tractor, the machine is easily converted from transport to working position.*

## **Pin-Hitch or Drawbar Attachment**

Both, TE6583T and TE8511T offer the unique option of either pin-hitch or drawbar attachment. You simply refit a pin for continental pin-hitch attachment or linkage drawbar attachment.

Continental pin-hitch attachment will not put the pto-shaft at risk, and makes for very easy attachment without difficulties.



*Fast transport, low height.*

# MAXIMUM



## ***KUBOTA TE6576CD***

### **High Performance – Low Input**

Are you the owner of a low horsepower tractor that you would like to utilize for your tedding operation? Kubota's TE6576CD is the ideal combination of high working width, low horsepower requirements and fast and stable transport.

### **Transport Wheels**

The TE6576CD comes standard with hydraulic border tedding. While transporting on the transport wheels, the tedder's weight rests on the running gear, rather than on the tractor's rear axle. The optimized oil-immersed driveline is conducive with low horsepower tractors. This allows the operator to easily use a small tractor and still operate at wide working widths - the ideal solution that saves both fuel and running costs.

The transport wheels fold hydraulically towards the center of the machine, providing for a low center gravity and improved balance. All folding is fully automatic to eliminate the risk of operator error. One double-acting spool is required to operate the tedder. A wide track on the transport carrier ensures excellent running characteristics - even at high speed.



# EFFICIENCY

## TRANSPORT RUNNING GEAR



A third wheel allows for better tracking and more accurate tedding action. This wheel also helps adjust the tedding height.



In transport position the weight of the carrier frame rests on the center part of the machine and the tractor drawbar.



The wide track of the transport wheels ensures stability during roading of the machine.

# HIGH CAPAC

## KUBOTA TE8511C



### Sheer Efficiency

This machine offers a new dimension in efficiency and stability. With 8 rotors and 7 tine arms each, the TE8511C can neatly spread four 10' swaths. Its' large gears, sturdy shock proof bearings and oil-immersed gearboxes requires zero lubrication. This solid design guarantees years of service, even while working in the toughest of conditions.

### Easy Handling

This easy-to-use machine is hydraulically controlled and can be fully operated from the tractor cab. With a high ground clearance and a wide wheelbase, the TE8511C remains stable even at high transport speeds. The folding mechanism and conversion to border tedding is hydraulically controlled from the tractor seat.



*Strong and stable wheels for transport.*

# CITY TEDDER



## Minimum Maintenance

All vital parts are enclosed in a permanent oil bath for extreme durability and stability. The ball bearings are life span lubricated. This absolutely maintenance-free kind of storage guarantees maximum durability.

## Unique Transport Solution

This tedder offers a unique transport solution that improves overall productivity. While in the transport position, the outer rotors are folded forward onto a carrier frame. This allows for a transport height of 11', and a transport width of less than 9'10". The carrier frame also allows the tedder to move forward quickly and easily from one field to another.



*Fast and efficient conversion from transport to working position.*



*Excellent adaptation to ground contours.*



*For border tending, the outer rotors are pivoted, to allow for an even inward spread of material.*



*80° turning angle ensures excellent maneuverability.*

# KUBOTA RAKES - DUR



## **ProLine**

Kubota's ProLine rakes feature a drive system, which houses oil-immersed pinion and crown wheels. The fully enclosed design of the gearbox ensures full and permanent lubrication, making the entire system absolutely maintenance-free.

Our extensive experience guarantees that our machines come with well-proven technology. The hardened

cam track is adjustable, and with a large 15.7" diameter, it gives positive guidance to the steel rotors and reduces the machine's noise level. The unique shape of the curved discs allows the tine arms to exit the crop faster, leaving a more uniform swath formation.

An aluminum bearing housing, with two integral ball bearings and a wide support, provide solid and

maintenance-free tine arm mounting. Additionally, all of the tine arms and their housing are removable by simply unscrewing 3 bolts. Which allows for fast and easy repair if needed.


## **FarmLine**

Kubota's FarmLine rakes feature oil-immersed cam discs, guide rollers and tine bearings, alleviating maintenance on these components.

# ABILITY EXEMPLIFIED



*Maintenance-free ProLine rotor with individually detachable tine arms.*



*Maintenance-friendly FarmLine rotor head within a fully enclosed, oil-filled housing.*

Strong tine arms and bearings in an oil bath, ensure longevity and easy maintenance.

All rakes are fitted with curved tine arms, to ensure a regular and even swath formation. Additionally the curved shape prevents material from being pushed towards the rotor and allows a higher lift out of the swath. Our expert knowledge in producing the right swath, not only optimizes the capacity of the baler, but also increases the quality of the forage.

## **Outstanding Durability**

The Kubota rakes are equipped for maximum raking performance. The FarmLine rakes all feature 0.35" wire diameter tines, whereas the ProLine rakes include heavy duty 0.39" wire diameter tines for outstanding durability.

## **Exceptional Raking Performance**

With up to 13 double tangential tine arms and up to 5 double tines per arm, Kubota rakes are equipped for maximum raking performance. The high tine frequency ensures clean raking performance even at reduced rpm and high forward speed. An endlessly adjustable cam track allows for fine tuning to obtain the optimum raking and swath formation according to crop conditions.

# MACHINES FOR SM



## ***KUBOTA RA1035-RA1042T***

### **The Compact Range**

For smaller raking operations, Kubota offers models designed for use on lower horsepower tractors, while still delivering similar raking performance compared to its' higher specification machines. With a pivoting three point linkage machine as well as a trailed version, there is a model to suit any need, from lowland farmers, to the users working on steep hillsides.

The trailed machine comes standard with tandem axles.

For the 3-point mounted machine the tandem is an optional, as well as the third wheel for improved ground following ability.

### **Kubota 'Compact' Rotor**

The rotor is grease lubricated within a fully enclosed housing. The maintenance-free cam track, cam followers, as well as the bearings of the rotor star axles, are permanently running in an oil bath. Both the rotor and pinion shaft are mounted on two bearings for maximum strength and long service life.

# MALLER TRACTORS

## ***CURVED TINE ARMS***

All Kubota FarmLine rakes feature cranked tine arms for significantly cleaner raking performance and optimised swath formation. This design ensures that the row of tines on each

tine bar has a more effective approach angle to the oncoming crop, and also gives a cleaner lift out of the tine from the formed swath.



*RA1042T designed for low hp tractors, while still delivering 13'9" working width.*



*RA1042T can conveniently be raised up to a height of 19" from the tractor driver's seat.*



*RA1042T - 4-wheel 18.5" pivoting tandem axles offer excellent ground contour following for clean, even windrows.*



*A pivoting 3-pt headstock ensures perfect ground following.*



*RA1035 - For reduced transport and storage width, tine arms can be placed on the carrier frame.*



*Easy setting of correct rotor height.*

# THE MULTI-TALE

## *KUBOTA RA2071T EVO*



### **Flexible Raking**

The trailed RA2071T EVO is designed to work in a variety of crop conditions. The twin rotors work independently from each other, making it possible to collect either one large swath or two smaller swaths. Alternatively, the rake can place two large swaths into one, allowing for a total of up to 41' crop to be gathered into one swath.

### **All Functions At Arms Length**

All functions can be controlled from the tractor cab. A rope needs to be pulled to activate lifting of the swath board. Hydraulic lifting of swath board is standard.

### **Easy Conversion from Working to Transport Configuration**

There's no need to remove tine arms when converting the RA2071T into transport position. The swath board is lifted hydraulically and transport width is reduced to 9'10" (to reach 8'1" the tine arms can be removed).



# ENTED MACHINE



*Pulled axle suspension for smooth running and reduced power requirement.*



*With 20" lifting height, swaths are easily crossed.*



*Crop from 41' gathered into a single swath.*



*Wide angle PTO shaft – for increased maneuverability.*



*RA2071T EVO is capable of placing small night swaths for hay crops.*

## **Kubota TerraLink – 5-Fold Benefits**

- Absolutely maintenance and wear-free.
- Superb tracking in road transport.
- Trailed axle configuration enhances quiet running and reduces tractor input power, particularly in wet conditions.
- Bogie axles on front rotor with 18.5" tires, for perfect ground following and stability on slopes.
- As an option, these machines can be equipped with up to 6 wheels per rotor, ensuring outstanding ground contour following and stability on hillsides.



# FARMLINE CENTER

**KUBOTA RA2076**



The ability to make sharp turns up to 80° and the cross stabilizer in the headstock are unique Kubota features.



RA2076 - The hydraulically adjustable rotors can be set between 23'...



...and 25'7" working width.

# R DELIVERY RAKE



## Compact Design – High Performance

The FarmLine double rotor, center swath rake is perfect for smaller professional operations and as entry model into the twin rotor segment. Simple, but highly efficient machine, with a lot of features offered only by Kubota.

- FarmLine gearbox
- Curved tine arms
- Low point of gravity and easy storing with Hydro version
- TerraLink Quattro

## Unique Maneuverability

Kubota's RA2076 has a carrier frame that allows for controlled rear steering, allowing the rake to make turns up to 80°. This is ideal for making tight turns on headlands and productive swathing, even in awkwardly shaped fields. When in headland position, an outstanding lifting height of 18", prevents swath damage.

This double rotor rake offers hydraulically adjustable working width. This enables varying the swath width from 4'3"-7'3", ensuring a perfect match to the pick up width of loader wagons, balers and foragers.



Easy setting of rotor height for accurate raking performance.



To limit transport height on RA2076 further, the tine arms can be removed. The swath board folds up automatically.



Single activation of rotors, has ability to rake the crops away from fence lines.

# SIDE DELIVERY

## *KUBOTA RA2577*



### **RA2577**

The RA2577 ProLine double rotor rake delivers a working width of 25'3". The high capacity side delivery concept adds excellent flexibility in swath formation and allows you to collect crop from a working width of up to 49'3" into one swath.

The high build mainframe concept offers excellent ground clearance in headland position. Actively steered wheels allow sharp turning, both on headlands and during transport when passing narrow gateways.

With large 380/55-17 tires the machine is very stable and protects the soil structure.

RA2577 is fitted with the renowned ProLine gearbox, with its' maintenance-free oil bath solution. The shape of the massive 15.7" curve disc, allows the tine arms to leave the crop faster, leaving a more uniform swath shape. In addition the rotors features 12 tine arms on the front rotor, each with 4 tines, and 13 tine arms, each with 5 tines on the rear rotor. This ensures more accurate

raking performance and allows higher forward speed.

The carrier frame features a lower position of the rear frame. In addition RA2577 is fitted with the Kubota TerraLink Quattro wheel system for superb ground contour followings. This system controls the rotor in 3 dimensions. For fast and safe transport from field to field, RA2577 can be optionally equipped with a hydraulic swath board.

# VERY RAKE



The very flexible side delivery concept allows crop from up to 49'3" to be gathered into a single swath.



Unique maneuverability due to 80° turning angle.



Maintenance-free ProLine gearbox.



Center of gravity is close to the ground, allowing for excellent stability.



The side delivery concept allows you to collect crop from 49'3" into a single swath.



Active wheel steering for improved maneuverability in combination with large wheels for reduced compaction.

# THE TOUGH AND

## KUBOTA RA2584



*ProLine 0.39" diameter tines.*



*Hydraulically adjustable working width between 24'11" and 27'7".*



### **Heavy Duty Rake**

With an adjustable working width ranging from 24'11" to 27'7", this heavy duty rake produces the ideal windrow, efficiently maximizing the harvest process. At the heart of RA2584 is the heavy duty ProLine gearbox.

### **Kubota Sets New Standards**

Kubota's RA2584 has a carrier frame with controlled steering, giving this rake excellent following characteristics, and allowing for tight turns on headlands and productive

# D STURDY RAKE



*Kubota's RA2584 is hydraulically powered into transport position from the tractor cab.*



*With tine arms removed, transport is as low as 11'4".*




*The ability to make sharp turns up to 80° and the cross stabilizer in the headstock are unique Kubota features.*

swathing even in awkwardly shaped fields. During headland turns, the rotors lift to allow for a 18" of clearance from the ground to prevent any windrow damage.

The RA2584 can also be fitted with an optional lifting arm suspension. This fully mechanical system transfers weight from the rotor onto the carrier, which is very useful in rough conditions and when raking straw. The V-shape driveline is strong and very reliable.

## ***MAINTENANCE-FREE OPERATION***

- Endlessly adjustable cam track for easy adjustments to different crop conditions.
- Flat 16" cast iron cam track with optimised shape, for smooth tine arm control and reduced running speed.
- Injection moulded aluminium tine arm support housings provide strength and reduced weight.
- Unique 4-point ball bearing on crown wheel ensures efficient power transfer to the tine arms.
- All tine arms including housing can be removed individually by just removing 3 bolts.
- Guide rollers with hardened surface minimises wear on cam track and cam follower.
- Oil-immersed crown wheel and pinion reduces wear to a minimum.
- Heavy duty ball bearings with large distance for excellent support of tine arm shafts.
- Pinion gear with two bearings separate from the main driveline, keeping pinion and crown wheel securely in place.



# SPECIFIC

Kubota Models	TE4052T	TE6576CD	TE6583T	TE8511T	TE8511C
FarmLine	•	-	•	•	-
ProLine	-	•	-	-	•
<b>Dimensions &amp; Weight</b>					
Working width* (ft)	17'1"	24'11"	27'3"	36'1"	36'1"
Width, working position (ft)	17'9"	25'7"	28'5"	37'1"	37'1"
Transport width (ft)	9'6"	9'9"	9'10"	9'6"	9'9"
Transport length (ft)	8'6"	14'9"	17'9"	23'8"	19'6"
Storage height (ft)	8'8"	13'2"	4'1"	4'1"	10'10"
Weight approx. (lbs)	904	2646	1984	2679	3957
Capacity theor. (acres/h)	10.4	15.1	16.3	21.7	21.7
<b>Attachment</b>					
Three-point, tracking	Cat. I+II	-	-	-	-
Linkage drawbar	•	-	•	•	-
Two-point, linkage arms	-	Cat. II	-	-	Cat. II
Vibration damper/integral lock	-	-	-	-	-
<b>Rotors/Tines/Guard</b>					
No. of rotors	4	6	6	8	8
No. of tine arms / rotor	6	7	7	7	7
Tine adjustment system	•	•	•	•	•
Adjustment of spreading angle	-	•	-	-	•
Cab contr. border clearing system, Mech.	-	-	-	-	-
Cab contr. border clearing system, Hydr.	-	•	o	-	•
Reduc. gearbox for night swaths	o	o	o	o	o
<b>Tires/Axles/Lights</b>					
Wheels	16x6.5-8	16x6.5-8	18x8.5-8	18x8.5-8	16x6.5-8
Tires on central unit	-	18.5x8.5-8	-	-	18.5x8.5-8
Front wheel (16x6.50-8)	-	•	-	-	-
Tandem axles	o	-	-	-	-
Warning panels	o	-	-	-	-
Warning panels with integr. lighting	o	•	•	•	•
• = standard o = optional - = not available					
*(DIN 11220)					



Kubota TE4052T.



Kubota TE6576CD.



Kubota TE6583T.



Kubota TE8511T.



Kubota TE8511C.



# CATIONS

Kubota Models	RA1035	RA1042T	RA2071T EVO	RA2076	RA2577	RA2584
FarmLine	•	•	•	•	-	-
ProLine	-	-	-	-	•	•
<b>Dimensions &amp; Weight</b>						
Working width (ft)	11'6"	13'9"	21'8"/23'4"*	23'/25'7"	25'3"	24'11"-27'7"
Transport width (ft)	5'9"	6'7"	9'10"	9'2"	9'9"	9'9"
Transport length (ft)	11'	13'2"	24'9"***	19'4"	19'4"	20'6"
Parking height (ft)	5'7"	7'7"	-	11'4"***/13'5"	12'4"***/14'5"	11'4"***/13'5"
Weight (lbs)	926	1257	2976	3616	5049	4299
Swath width (ft)				4'3"-7'3"		4'7"-7'3"
Capacity theo. (acres/h)	9.6	11.4	18.0	20.8	21.0	22.7
<b>Hitching system</b>						
Pivoting 3-pt headstock (cat.)	1/2	-	-	-	-	-
Lower links (2-pt.)	-	-	-	•	•	•
Linkage drawbar	-	•	•	-	-	-
Gauge wheel 16°	o	o	o	-	-	-
<b>Rotors/Tine arms/Tines</b>						
Rotor diameter (ft)	9'2"	11'	9'8"	11'	12'	12'
Swath delivery	left	left	left	center	left	center
Number of rotors	1	1	2	2	2	2
Number of arms per rotor	10	11	11/12	11	12/13	2x12
Number of double tines/arm	4	4	4	4	4/5	4
Tine diameter (in)	0.35"	0.35"	0.35"	0.35"	0.39"	0.39"
Continuous cam track	-	-	-	-	•	•
Detachable tine arms	•	•	•	•	•	•
Height adjustment	mech.	mech.	hydr./mech.	mech.	mech.	mech.
<b>Wheels and axles</b>						
Tires (rotors)	16x6.50-8	18.5x8.50-8	18.5x8.50-8	16x6.50-8	16x6.50-8	16x6.50-8
Fixed tandem axle	o	•	(rear) o	o	-	o
Pivoting tandem axle	-	-	-	-	-	-
Stand. Tires (carrying frame)	-	-	-	10.0/75-15.3	380/55-17	380/55-17
<b>Optional equipment</b>						
Carrier arm compensating	o	-	-	-	-	-
Locking catch for slopes	o	-	-	-	-	-
<b>Safety accessories</b>						
Warning panels	o	o	•	•	•	•
Road lights	o	o	•	•	•	•
• = standard o = optional - = not available						
* = double swath ** = with detached tine arms and lowered headstock						



Kubota RA1042T.



Kubota RA2071T.



Kubota RA2076.



Kubota RA2577.



Kubota RA2584.

*The company reserves the right to change the above specifications without notice. This brochure is for descriptive purposes only. Some of the items pictured in this brochure are optional and not standard equipment. Please consult your local Kubota dealer for warranty, safety or product information. Kubota strongly recommends of a seatbelt and ROPS (rollover protective structure) in almost all applications.* ©2014 Kubota Corporation



**KUBOTA TRACTOR CORPORATION**

Kubota Tractor Corporation, 3401 Del Amo Boulevard, Torrance CA 90503  
Western Division: 1175 S. Guild Ave., Lodi, CA 95240 Tel (209) 334-9910  
Central Division: 14855 FAA Boulevard, Fort Worth, TX 76155 Tel (817) 571-0900  
Northern Division: 6300 at One Kubota Way, Groveport, OH 43125 Tel (614) 835-1100  
Southeast Division: 1025 Northbrook Parkway, Suwanee, GA 30024 Tel (770) 995-8855

Visit our web site at: [www.kubota.com](http://www.kubota.com)

